



Glitch Busters

April 2016



IMAC
May 21-2

Warbirds Over Delaware
July 6-9

Helis Over Delaware
July 23-24

NEXT MEETING
April 5 at 7:00 PM
at the Newark Senior Center

AMA #197

MARCH MEETING MINUTES

John Kirchstein called the meeting to order at 07:09 P.M.

New Member – 1 new member: Greg Banka introduced himself.

Treasurer Report presented by PJ McClurg. Reviewed club finances and membership, currently there are 130 paid members for 2016.

Rick Scott read February meeting minutes

Safety report. John Kirchstein discussed field safety issues, including an issue where the Park Ranger came to the field to discuss a reported fly over of the house at the end of the heli field.

All Business

Field Maintenance: The contract with Tru-Green will not be renewed. The club will maintain the field, including the fertilization. Rick Scott will be working with Mike Ronig in the cutting of the fields and runways. Dave Moyer and Rick Scott have gone over the Kubota tractor in preparation for the cutting season. The other mower was serviced already.

John Kirchstein spoke with Bob Brown regarding the notification of Airports. Bottom line is we have made the appropriate attempts. We are encouraged to visit the “Before you fly” app Bill Netta discussed 3D flying and the effort and measures to take place so all interests can utilize the fixed wing runway.

Mark Weiss discussed the Control line circle area. Wants to publish dated for control line training for those interested in attempting their hand at this aviation interest.

John Kirchstein discussed the dirt mounds that are in the parking area at the field. Mounds will be spread across the lower parking area then hydro seeded. Further information to follow.

Park Passes are now required for access to the flying field.

Mark Weiss presented a “Life Time Achievement” award to John Kirchstein.

Show-N-Tell

Paul Bryk showed some of the offerings provided by Monogram Specialties on the jacket

he recently purchased.

Dick Stewart showed and discussed his Savage Cruiser, distributed by SIG

Kerry Stanley showed and discussed his new Laser 230Z,

Raffle: Mike Ronig was this month's winner.

Meeting adjourned 8:30 P.M.

EZ BALANCER II- by Roger McClurg

Balancing a model airplane is very important. Medium and small planes can easily be balanced on finger tips, on one of the many store bought balancers, or on a homemade balancer. Large airplanes (1/4 scale and larger) present a particular challenge. I faced this challenge balancing my Sopwith Pup, and was going to have even more problems balancing the 1/4 scale Nieuport 28 I'm building. My wife saw the struggle when she helped me balance the Pup. So for Christmas she got for me the ultimate large airplane balancer, the EZ Balancer II by Southwest Systems.

The thing is massive. It weighs 10 lbs. The literature says it can balance models weighing from 8 lbs to over 100 lbs. The width of the EZ Balancer is easily adjusted from 8 to 18 inches. It is wide enough and tall enough to accommodate most models. Southwest Systems sells a "Super Size" kit that will raise the balancer an additional 4 1/2 inches for extra tall models. As big as the EZ Balancer is, we ended up needing the



"Super Size" kit to accommodate the newest addition to our hangar.

We struggled to balance both my 1/5 scale Sopwith Pup, and PJ's 1/5 scale Piper Cub on my GreatPlanes CG Machine. The CG Machine just was not wide enough to clear the gear, and keeping clear of wing struts was a chore. It took forever to find a position where the planes would balance without hitting the balancer at some point. It took two people to balance the airplane: one to adjust the balancer on the wings and another to hold the plane so it wouldn't fall off in the process.

Balancing on the EZ Balancer was a breeze. The arms easily cleared the landing gear and wing struts, while the nice wide rubber coated cradles provided excellent support for the wings. The wing cradles are supported on ball bearings, and have stops so that the plane will not tip too far while finding the balance point. All I had to do was pick up the plane, lift it over the wing cradle, and rest it at the recommended balance point. If the balance is off, the plane tips fore or aft about 20 degrees till it rests on the stops. It is very easy to adjust the position of the plane to find the exact balance point.

The first photo shows me balancing the Sopwith Pup on the EZ Balancer II. The second photo shows the EZ Balancer II with the Super Size kit attached. The last photo shows a 4 Lb Zero resting on the forward stops of the EZ Balancer II wing cradle. This photo illustrates just how tall the Ez balancer II is with the Super Size kit added.



I really like the EZ Balancer II. It is solidly built, really easy to use, and even folds up for convenient storage. We tested it on planes weighing from 6 lbs up to 20 lbs, biplanes, high wing, and low wing. They were all a snap to balance. The wing cradles support even the largest wings without marring the finish, and the balance stops prevent the plane from sliding off the wing cradles. All in all it is a great piece of hardware, but it isn't cheap. The EZ Balancer II sells for \$230 + shipping. The Super Size kit is another \$25 + shipping. That's way out of the price range for someone who only needs to balance small planes, but if you have \$1000, \$5000, or more invested in a large airplane then the cost of the EZ Balancer is easily justified.



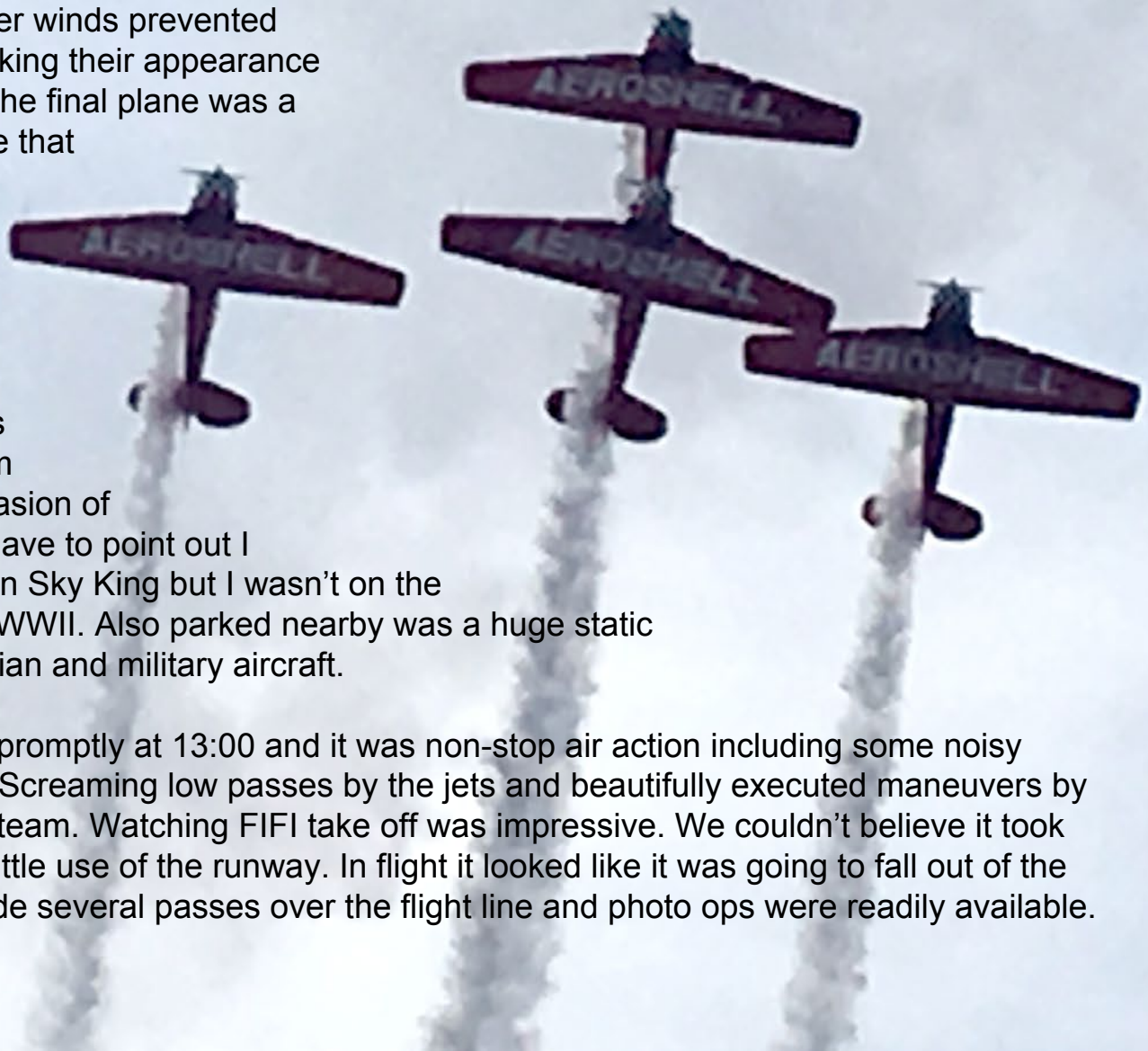
TICO Warbird Event - by Bob Smith

The TICO warbird airshow was held at the Valiant Air Command in Titusville, Florida on Saturday, March 12, 2016. It was an actual three day event but us, club members Jim Lester, Jim Alt and I and guests George Smith (brother) and Jim Lester's nephew Jordan Montez sat front and center along the fence right on the flight line. We had great seats thanks to Jim L getting there at 8:30 and setting up our chair perimeter. When we arrived we filled in the blank spaces created by his strategic chair placement. Quite a show we observed !

The extensive line-up included P-51D mustangs notably "The Rebel", FIFI the only flying B-29 in the world, the Aeroshell Demonstration Team, B-25 Mitchells "Panchito and Killer Bee", Christian Eagle, Mig 17 "Fresco", F-16 Falcon and an F-18 Hornet with two Major ranked pilots that flew them like they stole them. Choppers included a CH-46 Sea Knight, Huey's and Cobra's. The usual propsters F4U Corsair, A4 Skyhawk's, T33 Shooting Star, T6 Texans and T28 Trojans and a Matt Younkin Beech 18. For guys and gals around my age it was the same type plane Sky King flew with Penny in the TV series. WWI entries were a Fokker DR1 and a Sopwith

Camel however winds prevented them from making their appearance in the show. The final plane was a C47 Tico Belle that actually flew at Normandy. If you've watched the Military channel you've seen the skies filled with them during the invasion of Normandy. I have to point out I may have seen Sky King but I wasn't on the planet yet for WWII. Also parked nearby was a huge static display of civilian and military aircraft.

Show started promptly at 13:00 and it was non-stop air action including some noisy pyrotechnics. Screaming low passes by the jets and beautifully executed maneuvers by the Aeroshell team. Watching FIFI take off was impressive. We couldn't believe it took off with such little use of the runway. In flight it looked like it was going to fall out of the sky. They made several passes over the flight line and photo ops were readily available.

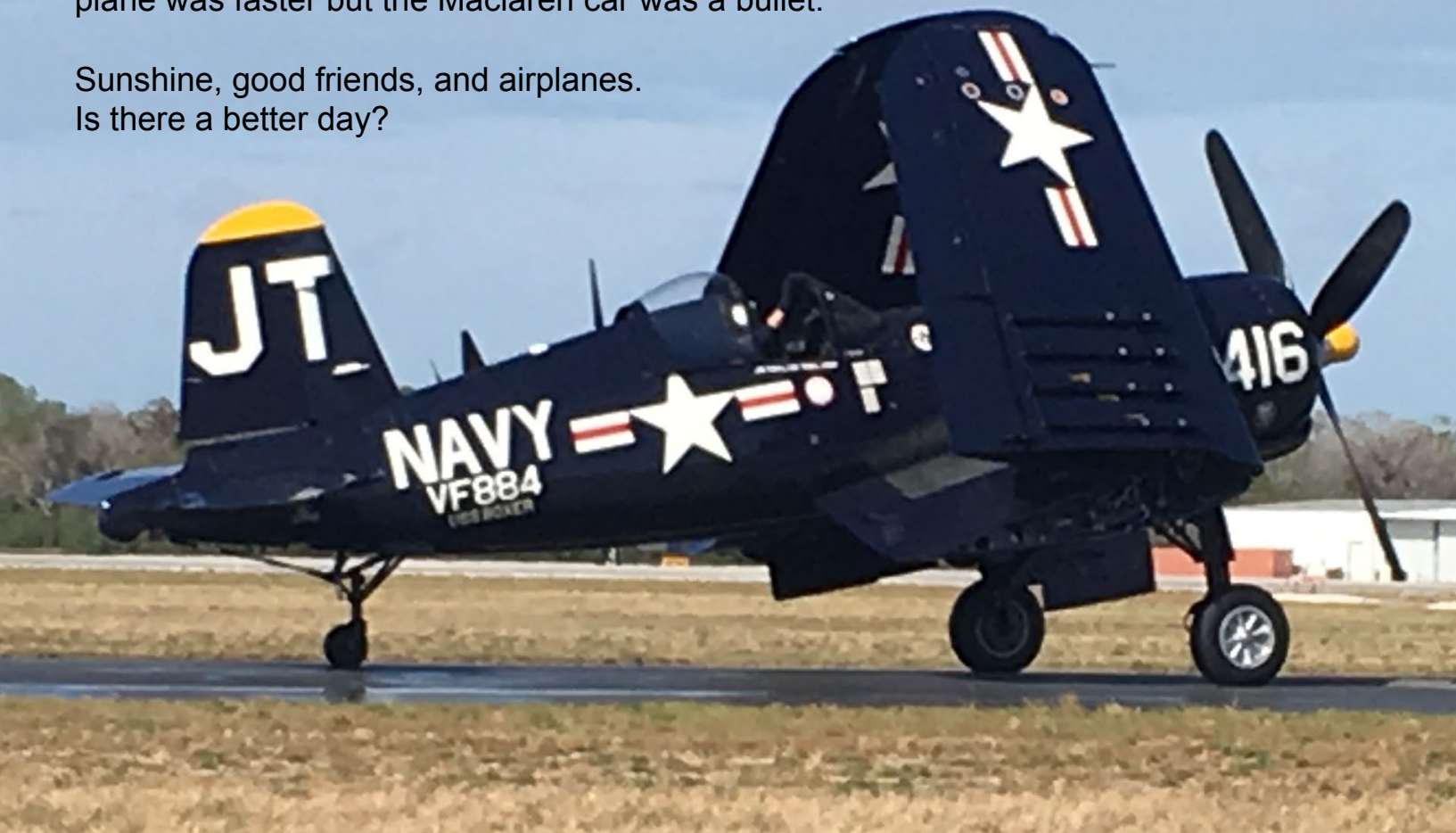


As the day wore on all of the planes did a nice near knife edge pass for everyone to get a good shot of their favorite aircraft. At the end of the show, the flying side by side Mustang and the F-16 was the final tribute to all who served in any capacity for the freedoms we enjoy for our country. I only had my iPhone so my photos were not as clear had I remembered my camera. I'll remember that next time.

Air action moved to the three engine jet truck which was supposed to run down the runway with full after burners. It ran slow, produced a huge amount of fire, and then caught fire. It deployed three parachutes and they caught fire. Adding insult to injury they caught fire and blew off the truck. The truck finally coasted to a stop off the end of the runway and the airport fire truck had to be used to douse the flaming rear of the vehicle. It was not a good day for the jet truck.

The flaming fire truck was followed by a McLaren car that raced the F4U Corsair. The plane was faster but the McLaren car was a bullet.

Sunshine, good friends, and airplanes.
Is there a better day?



PHOTOS FROM THE FIELD

Clothes don't make the man, but put the right man in the right clothes and it just works. The same is true of photographic equipment. Give someone who doesn't know anything about photography some really great equipment and he'll prove just how much he doesn't know. But give that equipment to a pro and you'll get what we have here.

Roger's been taking breathtaking pics all his life. This month, he got himself a cool lens like mine (even a tad better, actually) and he's gone to town with it. He got so many amazing shots that I decided that aside from the pictures Bob took at TICO, every shot this month would be Roger's - including the cover. So, enjoy and if you see him, tell him how great his pics are!

























The Cloud Kings RC Club Presents Buy and Fly



Date: June 18, 2016

Rain date: June 19, 2016

Time: 8:00AM to 4:00PM

Location: Johnson Field

160 Cream Rd. Oxford, PA 19363



Tired of looking at that half completed project? Need more space in the shop? Bring it to Johnson Field and sell it. Johnson Field is open for flying so bring your favorite flying machine for a day at the field.

Vendor spaces \$10, pilot registration is free. Pilots must show current AMA membership to fly. Food available on the field. AMA Sanction #803.



Event Director: Mike Denest

610-316-3570

mjd12k@yahoo.com



PRESENTS:

**THE TEAM GORGEOUS 2ND ANNUAL
SPRING AEROTOW EXTRAVAGANZA!**

APRIL 8th – 10th

2016

THIS IS A LAID BACK, NO FUSS, NO MUSS, EVENT!

ALL WE PLAN TO DO IS AEROTOW AND AEROTALK!

COME ONE, COME ALL!

3 DAYS OF FUN, FUN, FUN, FUN!

YOUR MILAGE MAY VARY.....

THE SKSS FIELD IS LOCATED ON PAPER MILL ROAD IN NEWARK, DELAWARE JUST MINUTES OFF OF I-95 IN WHITE CLAY PARK.....

TOW PLANES AVAILABLE TO TOW EVERYTHING FROM LITTLE FOAMY GLIDERS UP TO THE "BIG STUFF"

THERE IS A \$3 FEE PER DAY FOR IN STATE CARS AND \$6 FOR OUT OF STATE VEHICLES....

LANDING FEES WILL BE \$15 PER DAY OR \$40 FOR ALL FOUR DAYS.

ON-SITE CAMPING AVAILBLE! \$25 per night.....



FOR DIRECTIONS PLEASE GO TO: WWW.SKSS.ORG

LUNCH AVAILBLE ALL 4 DAYS AT THE FIELD.....

BROUGHT TO YOU BY:

TEAM GORGEOUS



Miles 4 MADYSON

5K & 10K Walk/Run

Saturday, May 14th • 8:30 am • Oconto, WI

5K or 10K • Walk/Run • Chip Timed
Music • Food • Beverages
Adults – \$25 • Kids (12 & under) – \$15

www.Miles4Madyson.com

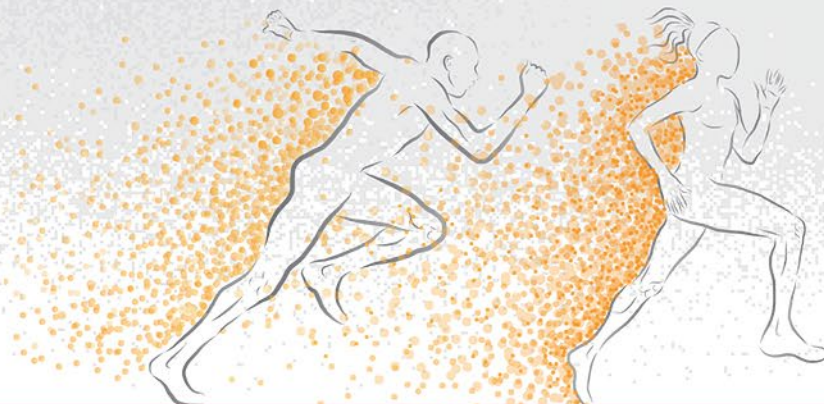
For more information email info@miles4madyson.com



MEET MADYSON...

Our daughter Madyson LeTourneau was diagnosed with Rhabdomyosarcoma, a rare form of soft tissue cancer, on May 18, 2015. She was 17 months old. It was the most terrifying time of our lives. Since then she will have undergone 42 weeks of chemotherapy, a major surgery and 5 weeks of radiation. Through it all she has done amazingly well and we owe a lot of that to Children's Hospital of Wisconsin and the MACC Fund Center. We feel so fortunate to have such a wonderful facility so close to home and want to help pay it forward for other families facing a cancer diagnosis. This run is to celebrate Madyson's fighting spirit and to help continue the efforts of the MACC Fund Center and the Ronald McDonald House, for without them we wouldn't be where we are! No child or family can or should have to fight this battle alone!

All proceeds go to the Ronald McDonald House & MACC Fund Center.



Register online at
www.Miles4Madyson.com

Registration
opens
January 1st,
2016!

We'd like to thank G-Force Hobbies for their generous support of our club:



**119 Kirkwood Square
Wilmington, DE 19808
302-995-9035
302-995-9036
Fax 302-995-9037**



Glitch Busters

is a monthly publication of the Delaware R/C Club:

www.delawarerc.org

President: John Kirchstein

John@kirchstein.net

Vice President: Greg Schock

dadschock@msn.com

Treasurer: PJ McClurg

pj@mcclurgstudios.com

Secretary: Rick Scott

muscratsam@aol.com

Newsletter Editor-in-Chief: Roger McClurg

roger@mcclurgstudios.com

Newsletter Photo Editor: Scott McClurg

scott@mcclurgstudios.com